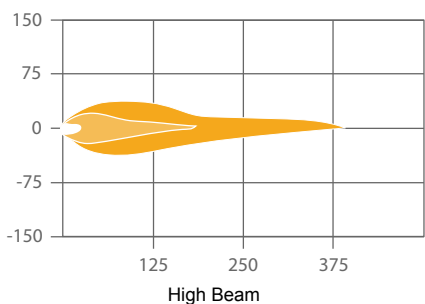
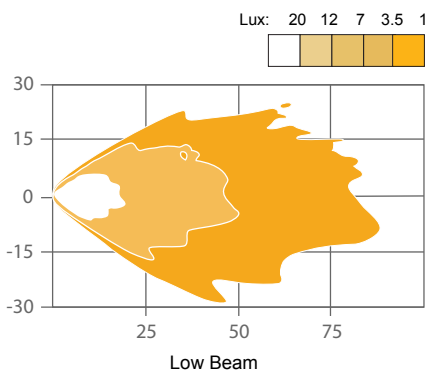
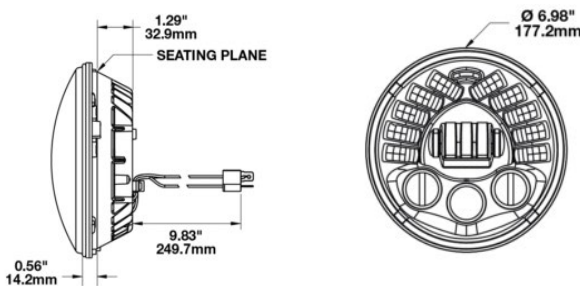
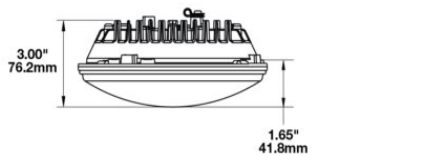


J.W. Speaker 8790 A Series 2

Adaptive LED Motorcycle Headlight



Description

The NEW Adaptive 2 Series headlights have been improved to feature Adaptive technology when using the high beam, in addition to the low beam. Providing ditch-to-ditch lighting to eliminate dark corners on sharp turns and a punch of light 1,500 feet down the road to give you a safer and more confident ride to master the corners.

The Model 8790 Adaptive 2 motorcycle LED headlight calculates bank angles on a real-time basis using proprietary technology and on-board sensors, automatically directing the light array up or down as the motorcycle leans. This additional illumination fills in the gaps that traditional headlights can't. This new adaptive headlight combines innovative low beam optics and ComfortLite™ high beam optics to provide best-in-class foreground illumination and light above the horizon (respectively) which dramatically improve rider comfort and safety. The heavy-duty, die-cast aluminium housing and state-of-the-art LEDs not only deliver premium performance, but also give a bike a truly unique look!

Features and Benefits

- Features adaptive technology with the high beam, in addition to the low beam
- On-board intelligence senses leaning angles when cornering to control light
- Dynamically fills in dark areas while turning
- Breakthrough improvement in visibility and safety
- Plug & play solution for 7" round (PAR56) motorcycle headlight buckets
- DOT & ECE dual-compliant headlight
- Dual Burn™ high & beam optics for extra punch of light
- ComfortLite™ high beams
- Available with Bucket or Pedestal Mount

Applications

Motorcycles

Tech Specs

Input Voltage	12V DC
Operating Voltage	9-16V DC
rLumens	2,250Lu (High Beam) 2,025Lu (Low Beam)
eLumens	1,150Lu (High Beam) 850Lu (Low Beam)
Beam Patterns	Forward Lighting - High Beam (DOT/ECE) Forward Lighting - Low Beam (DOT/ECE) Signalization - Front Position
Current Draw	2.9A @ 13.5V DC (High Beam) 1.9A @ 13.5V DC (Low Beam) 0.092A @ 13.5V DC (Front Position) 3.5A @ 13.5V DC (Low Beam at Full Lean) 4.5A @ 13.5V DC (High Beam at Full Lean)
LED Color Temperature	5000K
Transient Spike Protection	150V Peak @ 1 HZ-100 Pulses
Dimensions (HxWxD)	177.20x177.2x93.68mm (6.98x6.98x3.69 inches)
Minimum Operating Temperature	-40 °C / -40 °F
Maximum Operating Temperature	65 °C / 149 °F
Standards Compliances	ECE Reg 113 ECE Reg 50 FMVSS 108 Table XX IEC IP67 Tested to ECE Reg. 10 (Radiated Emissions only)

Part No.	Description
8790A-2-CB	12V DC, Chrome Inner Bezel
8790A-2-BB	12V DC, Black Inner Bezel
8790A-2-CB-MR	12V DC, Chrome Inner Bezel, Mounting Ring
8790A-2-BB-MR	12V DC, Black Inner Bezel, Mounting Ring
8791A-2-BB-PM	12V DC, Black Inner Bezel, Pedestal Mount
8791A-2-CB-PM	12V DC, Chrome Inner Bezel, Pedestal Mount



Authorised Importer and Master Distributor

