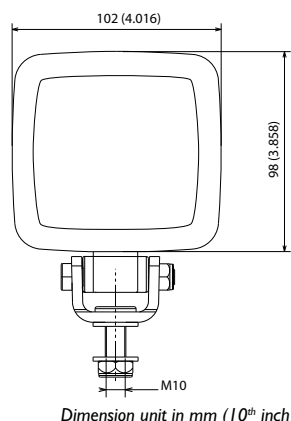
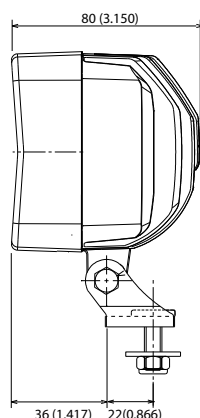
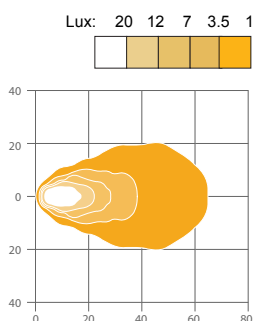


ABL 500 LED2000

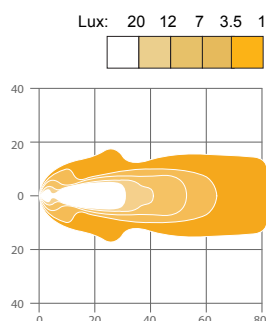
500 Series, 2000 Lu, 28W work lamp



Dimension unit in mm (10th inch)



Flood



Long Range

Description

ABL 500 LED is a new multi-volt (12-24V | 12-80V | 24V Only) LED work lamp offering a direct substitution for your 12V 55W & 24V 70W Halogen and 35W HID. It is equipped with a patented LED-engine holding high performance LEDs. To secure high output, performance and long life time, a patented cooling system is used. ABL 500 LED meets the demands of the heavy equipment industry.

Features and Benefits

- 6 LEDs produce 2000 effective lumens from 28W
- Pedestal and suspended mounting options
- IP68, IP69K rating
- 15Grms @ 24-2000Hz Vibration and 60G Shock rating
- Available in Flood and Long-Range

Applications

Material handling, heavy equipment, mining, construction, agriculture, forestry, utility vehicles, marine

Bulb	6 LED - 2000 Lumen
eLumens (effective)	2000 Lu
rLumens (raw)	2500 Lu
Lifetime	5 years
Color Temperature	6000°K
Light Pattern	Flood, Long Range
Consumption	28W
Voltage	Multi 12-100V
Intensity	1.2 Amp @ 24V
Weight	0.9 Kg
Vibration Resistance	15 Grms from 24 to 2000Hz
Shock Resistance	60 G
EMC	ISO 13 766 - ISO 14 982 - ISO 12 895
Load Dump	130V Continuous 200V 100ms 1800V 50µs
Polarity	No Polarity
Electronic Thermal Management	full output @ +35°C ambient 20% dimmed @ +50°C ambient
Water Tightness	IP 68 - IP 69K
Operating Temp	-40°C to +85°C
Salt Spray	ISO 9227
Lens	Hardened glass
Reflector	Free form reflector
Warranty	5 Years

Part No.	Beam	Voltage
LED2000LR	Long Range	12-100V DC multi
LED2000F	Flood	12-100V DC multi
LED2000AFP	Amber Flood	12-100V DC multi
LED2000F-24V	Flood	24V DC
LED2000LR-24V	Long Range	24V DC



Authorised Importer and Master Distributor

