

# ABL 1100 LED1200

## Compact Series



### Description

This 12-24V DC multi-volt work light is the 15W version of the new LED-powered 1100 series work lamps by ABL Lights. This lamp features a shock rating of 60G, a vibration rating of 15Grms @ 24-2000Hz, and high ingress protection rating of IP68 and IP69K. These lights have been sold worldwide by the millions, providing optimal light and best value for money. The ABL 1100 family has firmly established itself as a standard work light for demanding applications within industries such as construction, earthmoving, forestry, agricultural and materials handling. The ABL 1100 LED1200 Compact is a direct replacement for the ABL 1100 Series 3 x 5" halogen work lamp, which uses a single 55W or 70W H3 bulb.

### Features

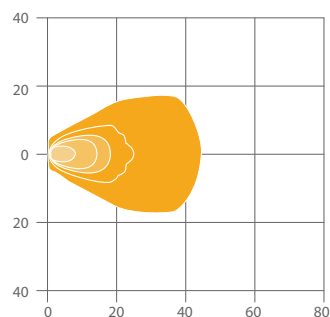
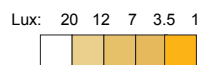
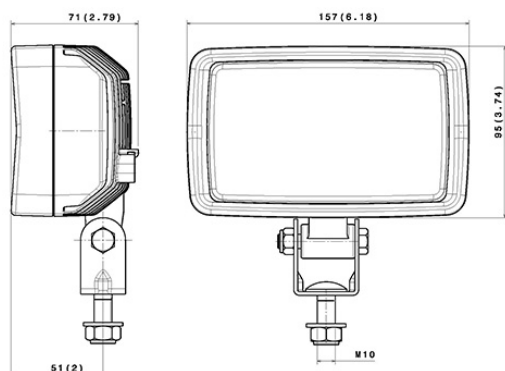
- 1200 effective lumens from only 15W
- Available in 12-24V DC multi
- 15Grms over 24-2000Hz vibration rating and 60G shock rating
- IP68, IP69K Ingress Protection (IP Rating)

### Application

Heavy equipment, mining, construction, road and utility equipment, forestry, agriculture

### Tech Specs

Light Source	22 LEDs		
Colour Temperature	6000K		
eLumens (effective)	1200 Lu		
rLumens (raw)	1750 Lu		
Beam Pattern	Flood		
Wattage	15W		
Current Draw	0.625A @ 24V DC		
Voltage	12-24V DC multi		
Operating Temperature	-40°C to +85°C		
Vibration Resistance	15Grms @ 24-2000Hz		
Shock Resistance	60G		
EMC (Electromagnetic compatibility)	ISO 13766 - Earthmoving Equipment ISO 14982 - Forestry/Agricultural ISO 12985 - Handling Equipment		
Load Dump	36V continuous / 58V 100 ms / 1800V 50 μs		
Polarity	Protected against reverse voltage		
Connection	Built-in DT 2 ways		
Lens	Hardened glass		
Reflector	Free form reflectors		
Electronic Thermal Management	Full output @ +35°C ambient, 20% dimmed @ +50°C ambient		
IP Rating	IP68, IP69K		
Salt Spray	ISO 9227		
Mounting	Pedestal, suspended		
Weight	1.98 (lbs) / 0.9 (kgs)		
Dimensions (DxWxH)	2.79x6.18x3.74" (71x157x95mm)		
<b>Part No.</b>	<b>Beam</b>	<b>Voltage</b>	<b>Watts</b>
1100-LED1200-F	Flood	12-24V DC multi	15W



Flood



Authorised Importer and Master Distributor

